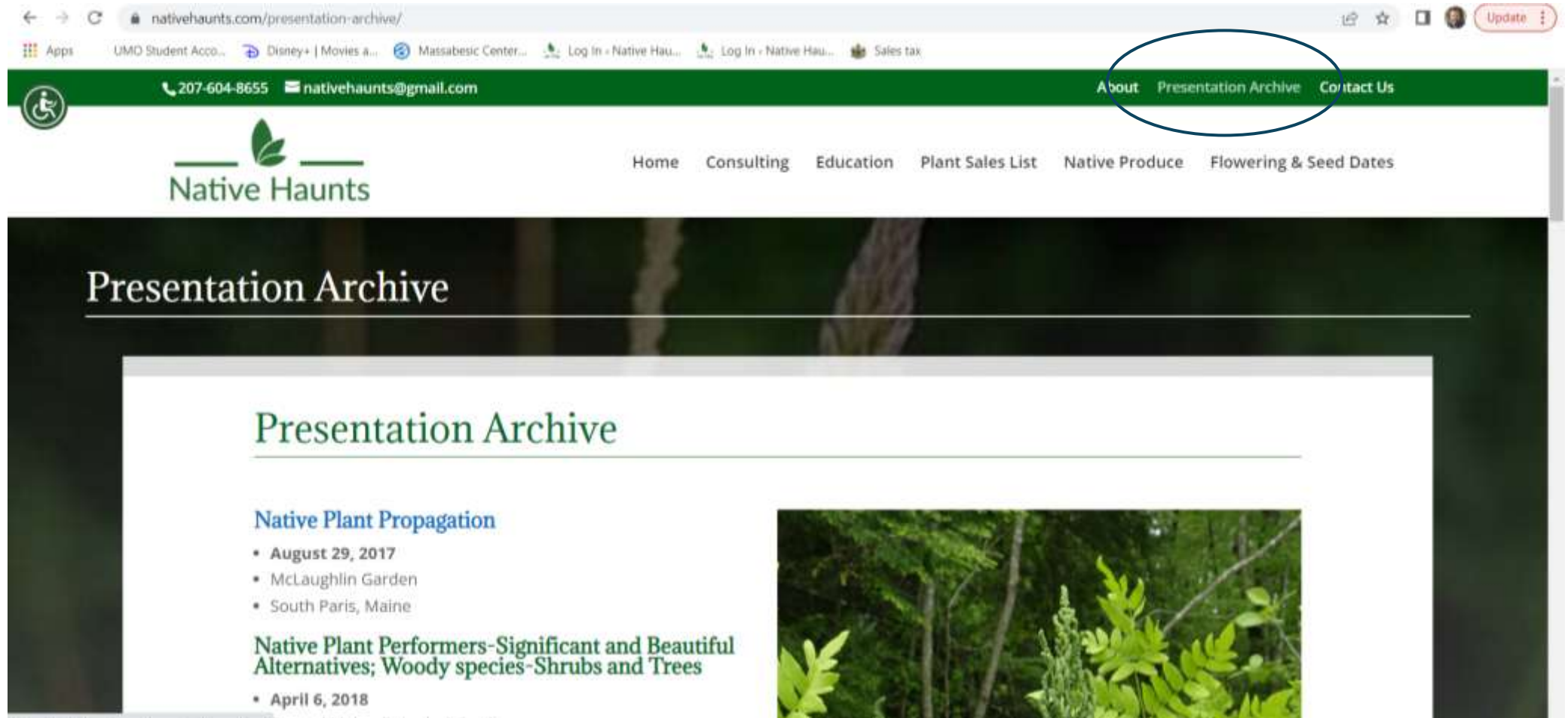


# Native Plants in our Landscapes; Recognizing What We Have and Growing More.



Presented to the Foreside Garden Club in Falmouth, ME  
Presented by Shawn Jalbert, March 17, 2026

This Power Point presentation will be available on my website [nativehaunts.com](http://nativehaunts.com) under *Presentation Archive*



The screenshot shows a web browser displaying the website [nativehaunts.com/presentation-archive/](http://nativehaunts.com/presentation-archive/). The browser's address bar and tabs are visible at the top. The website's header is green and contains the phone number 207-604-8655, the email address nativehaunts@gmail.com, and navigation links for About, Presentation Archive, and Contact Us. The 'Presentation Archive' link is circled in blue. Below the header is the Native Haunts logo and a navigation menu with links for Home, Consulting, Education, Plant Sales List, Native Produce, and Flowering & Seed Dates. The main content area features a large heading 'Presentation Archive' and a list of presentations. The first presentation is titled 'Native Plant Propagation' and includes the date 'August 29, 2017' and the location 'McLaughlin Garden, South Paris, Maine'. The second presentation is titled 'Native Plant Performers-Significant and Beautiful Alternatives; Woody species-Shrubs and Trees' and includes the date 'April 6, 2018'. A photograph of green foliage is shown to the right of the text.

← → ↻ nativehaunts.com/presentation-archive/ Update

Apps UMD Student Acco... Disney+ | Movies a... Massabesic Center... Log In - Native Hau... Log In - Native Hau... Sales tax

207-604-8655 nativehaunts@gmail.com About Presentation Archive Contact Us

Native Haunts Home Consulting Education Plant Sales List Native Produce Flowering & Seed Dates

## Presentation Archive


### Presentation Archive

#### Native Plant Propagation

- August 29, 2017
- McLaughlin Garden
- South Paris, Maine

#### Native Plant Performers-Significant and Beautiful Alternatives; Woody species-Shrubs and Trees

- April 6, 2018



Your local native plant specialty nursery!  
Potted trees, shrubs, and perennials.



# Native Haunts

Mountain Road,  
Alfred, ME

207-604-8655  
[nativehaunts@gmail.com](mailto:nativehaunts@gmail.com)  
[www.nativehaunts.com](http://www.nativehaunts.com)

- Large selection of native plant material available in a variety of sizes and quantities.
- Plants are grown in Alfred and from other area producers.
- Landscape consultation services; what to plant, where to plant it, how to get it.

The background of the slide is a soft-focus photograph of a stream flowing through a lush green forest. In the foreground, there are several bright yellow flowers, likely Black-eyed Susans, with their characteristic dark centers. The water in the stream is clear and reflects the surrounding greenery.

Let's rewind a bit.....

Fran Girard's original request for today's presentation:

"Topics (of interest) include a photo tour of some of our most noteworthy natives, propagating and growing native plants, identifying natives, using natives in your landscapes, invasive plant species, and so on."

# So, how to best discuss these topics of interest?

- First things first; what is a native plant anyway?
- We will be looking at native plants in both the built and natural (or naturalized) landscape.
- We will look at an ecological restoration project in Kennebunk, Maine that confronts the problem of invasive plants, how to control them, and noteworthy native plants that we encountered (uncovered!) there.
- Ecological restoration involves protecting the native plants on site and supplementing with nursery grown native plants.
- How do you grow native plants to use in restoration projects?

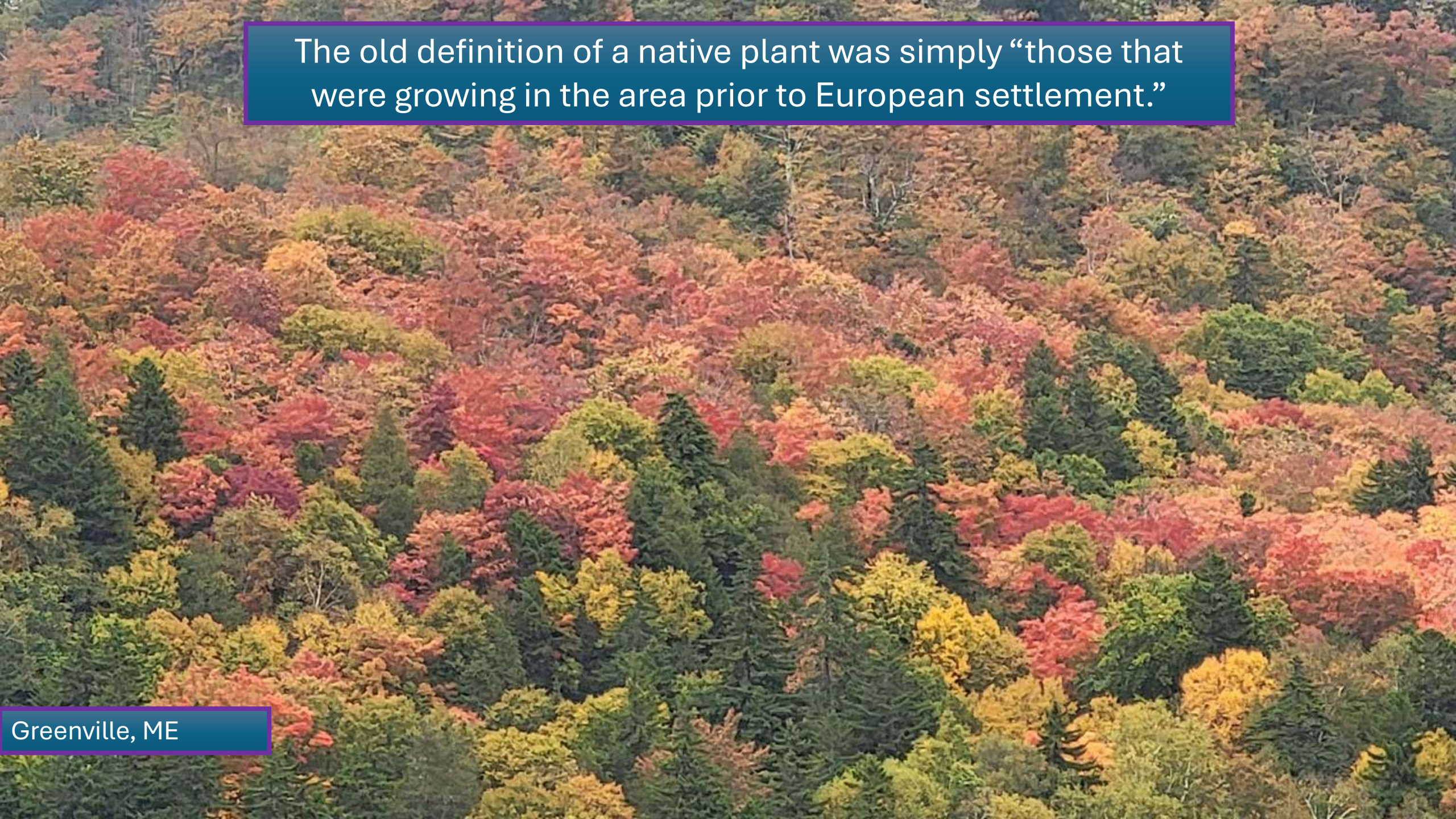
+  
○ •

# What makes a plant native ?

+  
• ○

The old definition of a native plant was simply “those that were growing in the area prior to European settlement.”

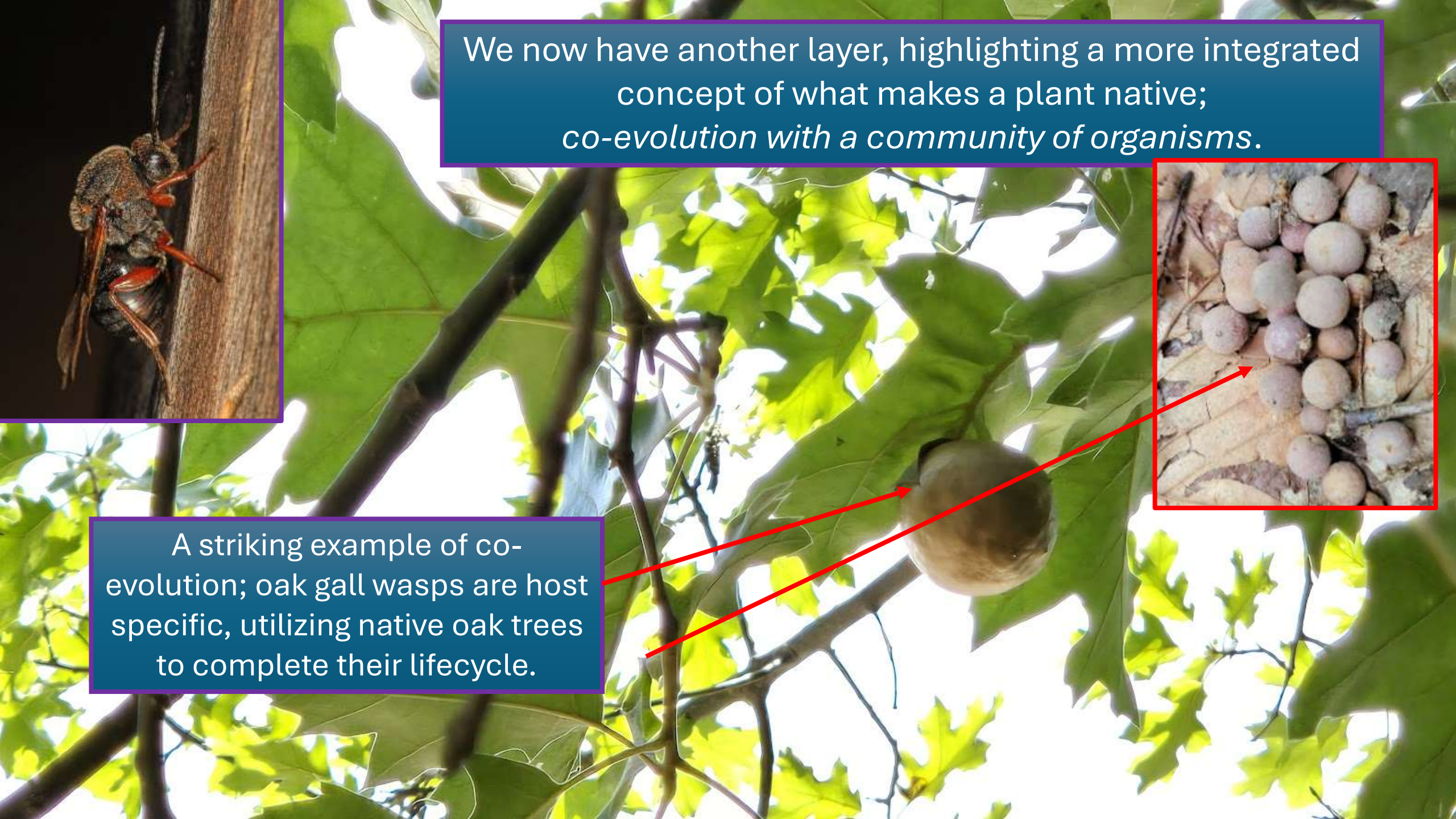
Greenville, ME



We now have another layer, highlighting a more integrated concept of what makes a plant native; *co-evolution with a community of organisms.*



A striking example of co-evolution; oak gall wasps are host specific, utilizing native oak trees to complete their lifecycle.



The spectacular larvae of the spicebush swallowtail butterfly will feed on only spicebush and sassafras.



Monarch butterflies *must* have milkweed to complete its lifecycle. Thankfully, it can use *multiple* species in the genus *Asclepias*.



Common milkweed, *Asclepias syriaca*.



# Native plants in the built and natural landscape.



I haven't figured out if this was intentional or not, but we have native common milkweed growing with native cultivars, and non-native perennials.



Parking lots don't  
have to be  
wastelands.

The parking lot areas at Coastal  
Maine Botanical Garden are  
densely planted with native  
trees, shrubs, and perennials  
creating a sanctuary in a most  
unlikely spot.





Parking lots at Coastal Maine Botanical Gardens in Boothbay, ME



Parking lots at Coastal Maine Botanical Gardens in Boothbay, ME



Based in Portland, Oregon  
[depave.org](http://depave.org)



*Advocating to improve and increase green space in Somerville,  
focusing on ecological restoration and climate change resiliency.*



**Based in Somerville, Massachusetts**  
**<https://www.greenopensomerville.org/>**

The resilience of our native plants is hard to ignore; here we have yarrow and grass leaved golden rod growing through thin pavement cracks.

Notice the organic matter accumulating around the plants. If left in place this would be a starting point for even more plants to establish.



A most unnatural assemblage of native plants, but it works! A blend of native wetland shrubs growing with upland dwelling perennials at the Native Plant Gardens of Blue Hill.



Native Plant Gardens of Blue Hill, ME

This audacious planting plan showcases the incredible adaptability of our native plants, particularly wetland associated shrubs.



Native Plant Gardens of Blue Hill, ME

“Stop the mow and let it grow.”  
This is the field behind my  
house that had traditionally  
been maintained as a hayfield.  
Now it’s a pollinator paradise,  
especially in the fall.



Native Haunts, Alfred, ME



Native Haunts, Alfred, ME

Several buttonbush shrubs in the wet area of the former hay field are finally able to reach their full potential after years of "beheading".



The good and the bad; bittersweet vine is also reveling in the post-mowing landscape.


Native Haunts, Alfred, ME

Wonderful surprises come up when you stop mowing, like these native blue flag irises growing in a wet pocket of the field.



Native Haunts, Alfred, ME

It takes all sizes; this diminutive crescent butterfly is feeding on the lilliputian calico aster.



A pollinator garden should consist of many different layers, including trees, shrubs, and perennials.



Wells Reserve  
at Laudholm

This conservation area is dedicated to research, education, nature appreciation, and the protection of wildlife. Enjoy your visit and observe the following basic rules:

- Stay on the trails
- No bicycles or motor vehicles
- No dogs or other pets
- No fires, camping, or smoking
- No flying remote-controlled aircraft
- Carry out everything you carry in

Trails open 7am to sunset

Complete set of rules available at [wellsreserve.org](http://wellsreserve.org)

Laudholm Farm, Wells, ME

Vines are an under-utilized group of native plants, like this virgin's bower, a native clematis species. A mature vine will support hundreds of flowers.



An entire food web on this one plant! This rose milkweed is being fed on by a monarch butterfly larvae, as well as a herd of orange aphids. The ladybug has come to feed on the aphids.



## Night shift!

There's a surprising amount of pollinator activity after the sun goes down. Here, a moth is visiting a Summer sweet shrub flower on a warm August evening.





Rogers Park Ecological  
Restoration Project



This section of the Mousam River bordering Rogers Park supports a healthy alewife run.

Before



and after!



There's a tree under there?!

“Many hands make light work.”  
People of all ages came out to  
cut back invasive shrubs from  
the banks of the Mousam River.



Rogers Park, Kennebunk, ME



Inspiring hope; a contingent of volunteers from the Rachel Carson National Wildlife Refuge onsite at Rogers Park, Kennebunk. Complete with a trailer load of tools!!




Invasive purple loosestrife growing along the Mousam River. Hand pulling is an effective control strategy here.




Rogers Park, Kennebunk, ME

Invasive shrubs are being cut back and loaded into public works dump trucks where they will be disposed of (hopefully properly).



Rogers Park, Kennebunk, ME

Black elderberry (*Sambucus canadensis*), a native species of immense ecological value, after it was liberated from invasive plant growth.




Think twice about trees and shrubs; woody plants are important for pollinators.

Trees, like this red maple (*Acer rubrum*), provide critically important early season pollen and nectar to emerging pollinators.



The leaves of smooth shadbush have a striking red color in early spring.



Black chokeberry (*Aronia melanocarpa*) is extraordinarily adaptable and found all over.



Invasive multiflora rose has long arching canes armed with stout and sharp thorns, making control painful!






Morrow's honeysuckle is an invasive species that is seemingly everywhere.



Japanese knotweed forms dense stands that are very difficult to control.





MAINE DEPARTMENT OF  
**AGRICULTURE  
CONSERVATION  
& FORESTRY**



## Invasive Species Awareness & Action



**NAISMA**

**NISAW**

National Invasive Species  
Awareness Week

### MeshTech

### A New Strategy for Managing Knotweed



*Base of girdled knotweed stems*

½ inch galvanized steel hardware fencing is laid over the plants before growth in the spring.



“Developed by Dr. Eric Donnelly, the [MeshTech management technique](#) has produced promising results at managing the growth and spread of knotweed while dramatically reducing labor inputs. This method involves cutting knotweed stems down to the soil level and laying ½-inch galvanized steel hardware fencing over the cut stems. When knotweed resprouts, it grows through the openings in the fencing. As stems mature and thicken, the metal fencing will begin to cut into the stems.”

Stumps from the invasive shrubs are cut high and marked with flagging in some cases. These stumps will be spot treated with a highly localized application of herbicide.

Herbicide treatment is controversial, for good reason, however, there is reasonable consensus in the conservation community that this approach is justifiable to limit the spread of these problematic plants.



During our initial ecological survey of the area, we found this spectacular wetland remnant we named the “Wetland Garden”.

Signage is important; it snags peoples attention and explains the importance of our efforts.

**Swamp Milkweed**  
(*Asclepias incarnata*)  
• Common to the northeast of  
• Native plant to 20 butterfly  
species and other source for  
many caterpillars.

**Blue Vervain**  
(*Verbena hastata*)  
• Intermediate-height, upright  
• Small white and purple  
flowers, which can be  
purple, white and lavender  
when in bloom stage.

**Canadian Serviceberry**  
(*Amelanchier canadensis*)  
• Early bloomer with soft white  
fls. • Fruit is a fruit source for  
birds, mammals and chipmunks.

**Can you find the native plants in this area?**

This habitat restoration project is an initiative of the Kenosha Conservation Commission, in collaboration with many volunteers.

For more information about this project, as well as resources for learning about native plants, please see our website.



The wetland already had numerous native species. We planted even more, like these swamp milkweed and boneset.



Boneset supports a remarkable diversity of pollinators, like this charismatic Tachinid fly.



Multiple species of hornets feeding on the nectar and pollen of boneset.



Swamp milkweed attracts lots of pollinators, particularly big showy butterflies, like this fritillary.





# Growing Our Own Native Plants.



“Do you have any native plant seeds?”  
Even though native perennials are becoming a little easier to buy “off the shelf”, finding native plant seeds is still difficult, especially tree and shrub species.

At least they have some; native perennials like these milkweed seeds can be found from time to time.





Even in the winter, we can collect seeds. Here we see seeds from multiple trees including hemlock and birch.



Red oak acorns cover the ground in the fall of a mast year.



Red columbine seeds.



Scrub/bear oak acorns.



Manna grass seed.



Buttonbush seeds.

Seeds from black tupelo have a hard coating that has scarified (scratched up) before germination can occur.



Buttonbush seeds can be collected well into the winter. Ironically, they do not need a cold treatment to germinate.



Seeds are often really intricate and extend the seasonal interest of a plant, like this Virgins bower (*Clematis virginiana*), a native clematis.



POOF! A common milkweed pod has ruptured, exposing the seeds to wind currents that might whisk them away to a favorable spot.





Many of our native shrubs can be started from stem cuttings including:

- Elderberry
- Pussy willow
- Meadowsweet
- Red osier and silky dog wood
- Buttonbush

# There are many ways to start seeds....

A popular way to start seeds is to cover them with a layer of sand. The sand layer should be about “as deep as they seed is thick”.

The Wild Seed Project has an excellent tutorial on their website for starting seeds.



<https://wildseedproject.net/2016/11/ideal-time-for-sowing-native-seeds/>



There are many ways to sow seeds, including using cellular or “plug trays” .

Most of our native plant seeds need to go through a cold period (stratification) to break dormancy and germinate. Protecting them through the long, cold, hungry winter is a must.



Questions or comments about today's  
presentation?

Contact the presenter, Shawn Jalbert;

207-604-8655

[nativehaunts@gmail.com](mailto:nativehaunts@gmail.com)

[www.nativhaunts.com](http://www.nativhaunts.com)